

The Human Control Tower



Visibility and Analytics Network in Mozambique

VILLAGE REACH
Starting at the Last Mile


Building a Culture of Data Use

The VAN Advisor uses his role to champion VAN principles throughout the supply chain. Working with counterparts throughout the EPI program, the VAN Advisor proposes and supports strategies to create a culture of data use and demand.

The VAN Advisor:

- Builds the internal capacity of the Ministry of Health for data collection and utilization;
- Identifies relevant data sources to triangulate key data points;
- Using data, validates EPI program management and logistics decisions.

The VAN Advisor sits at the national level, but influences all levels of the health system.



National Level

- Pools together KPIs from diverse data sources
- Ensures systematic data verification through routine meetings to review and analyze EPI data

Provincial Level

- Develops feedback loops for EPI data
- Supports data quality activities

District Level

The VAN Advisor builds capacity in lower levels of the health system to institutionalize VAN principles.

Service Delivery Level

Improve

In the first year, the VAN Advisor focused efforts on the national and provincial levels, with “trickle down” effects to other levels of the health system.

- Supports provinces to identify critical districts to help decision-makers address recommendations
- Boosts data quality improvement through ongoing data quality assessments

- Supervision visits to ensure data quality and provide technical support

Visualize

Know what is happening
e.g. stock consumption levels

Analyze

Process trends
e.g. predict stock requirements per facility

Respond Effectively
e.g. inform distribution teams re: ideal stock

Visualizing Data: PAV Dashboard

Providing data on a regular basis and in a digestible way allows decision-makers to make timely, informed adjustments to the immunization supply chain. The VAN Advisor is developing an integrated dashboard that:

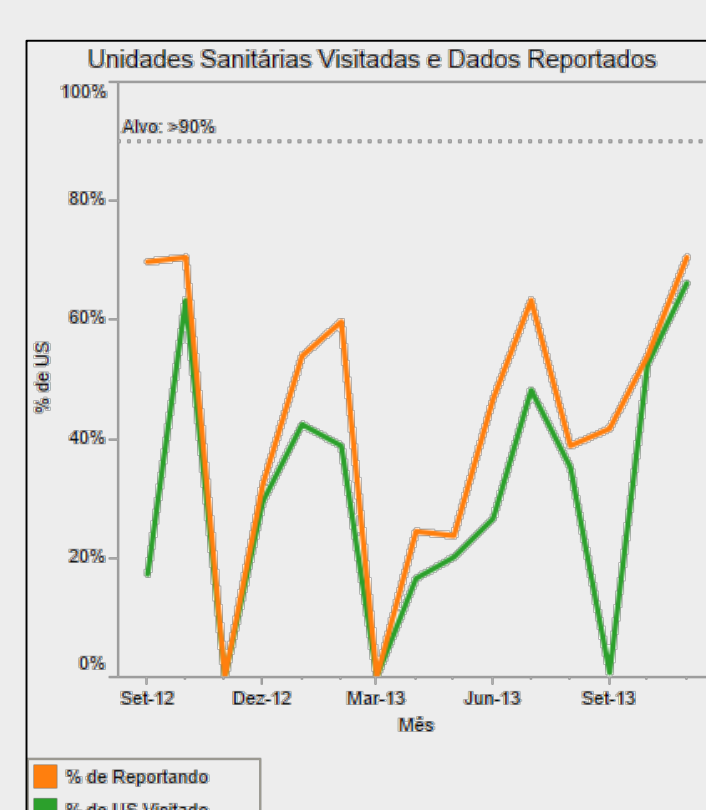
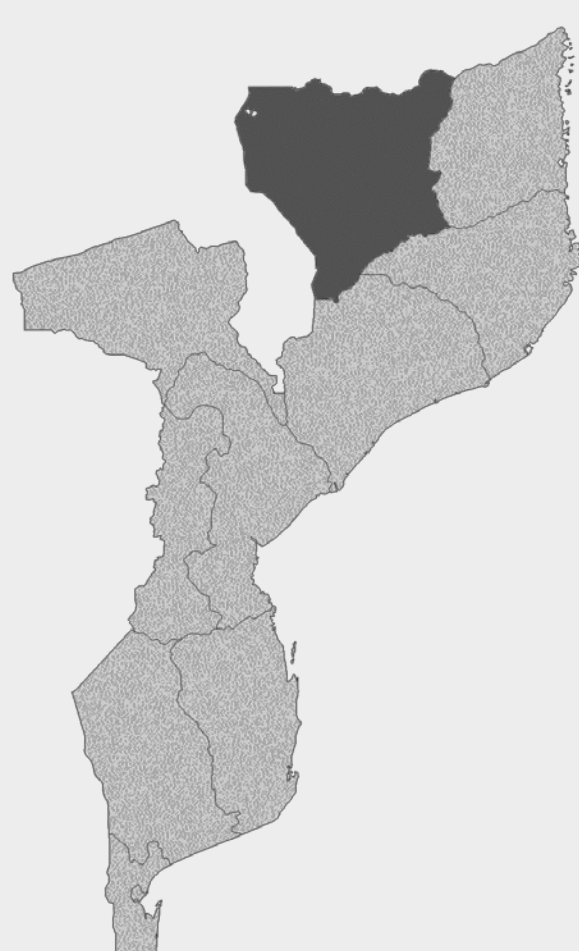
- Integrates data from multiple sources in a single view.
- Monitors KPIs on a monthly cycle.
- Accumulates data over time to provide a view of time-bound trends.
- Provides a discussion tool for key stakeholders to analyze and utilize data.



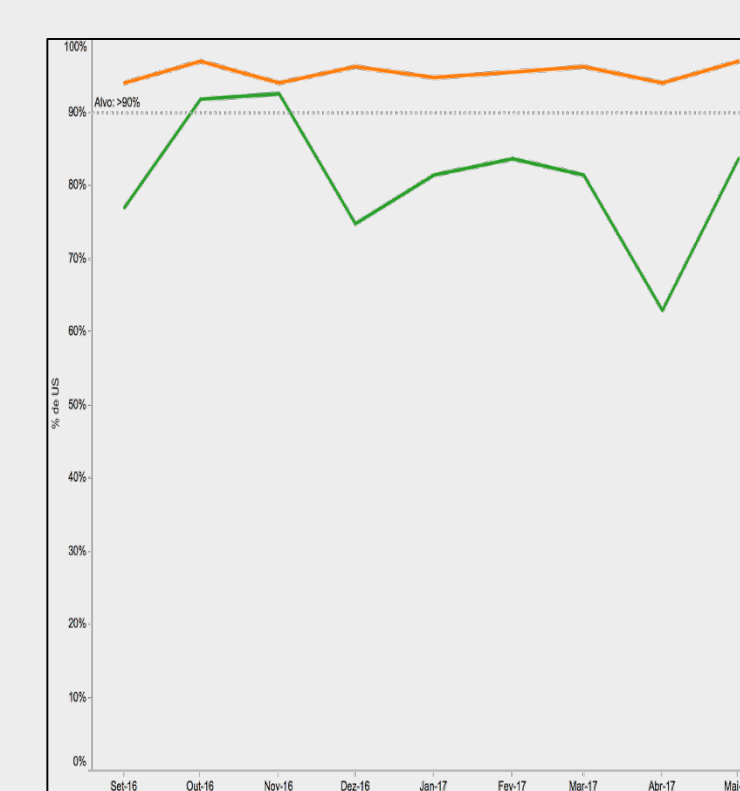
Niassa Province: A VAN Success Story

Niassa province demonstrates the success of VAN principles for supply chain improvements.

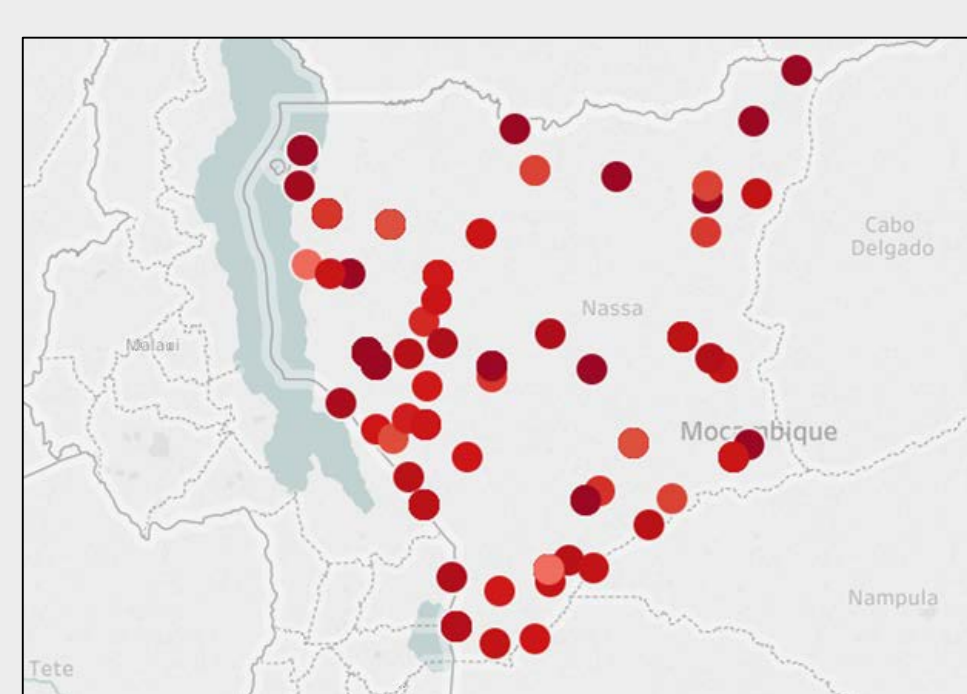
- Population ~2 million
- 16 districts
- 171 health centers
- Trucks carrying vaccines travel 4,583km a month on average.



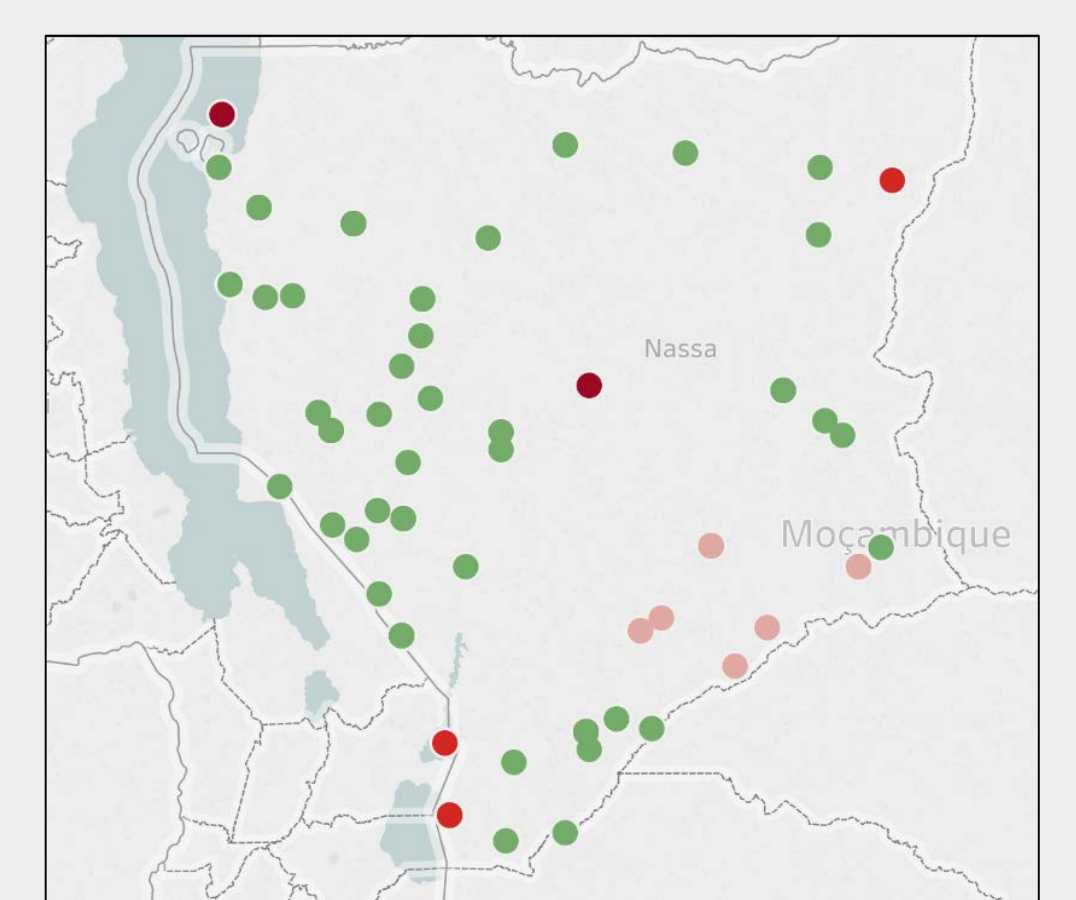
Inconsistent data contributed to low health center performance across the province.



Consistent data resulted in health center performance improvement.



With the introduction of a field coordinator, data availability became more consistent even when health centers were not visited.



The availability of data was directly related to the health center visits.